



City of Perth

---

# Rough Sleeper Count


March 2020

# A need in WA

- **The City of Perth conducted a count of people sleeping rough within its boundaries in March 2020.**
- **Street counts provide a point-in-time count of the number of people in a location who are observed to be rough sleeping.**
- **This was essential for WA and the City of Perth as data had not been collected since Census and Registry Week in 2016.**
- **Anecdotal information from service providers varied from 400-1200 people per night.**

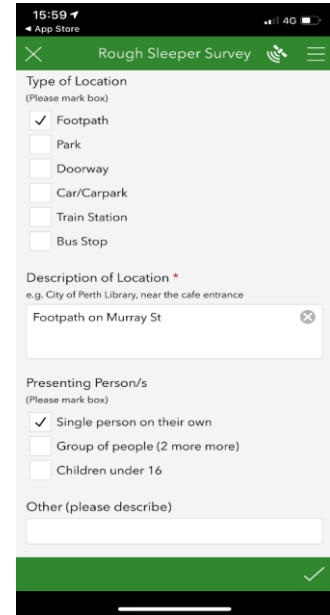
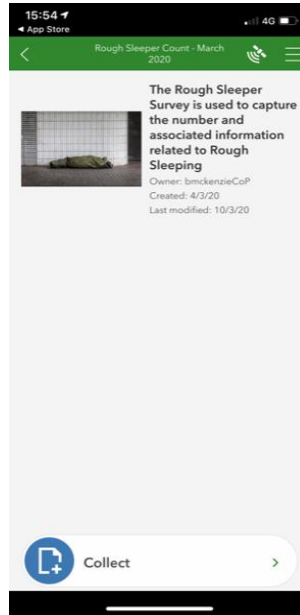
# City of Sydney

- A street count has been used in the City of Sydney since 2008.
- The City of Sydney conducts counts twice a year in February and August (summer and winter).
- The City of Sydney provided consultation and assistance with planning of the count in Perth.



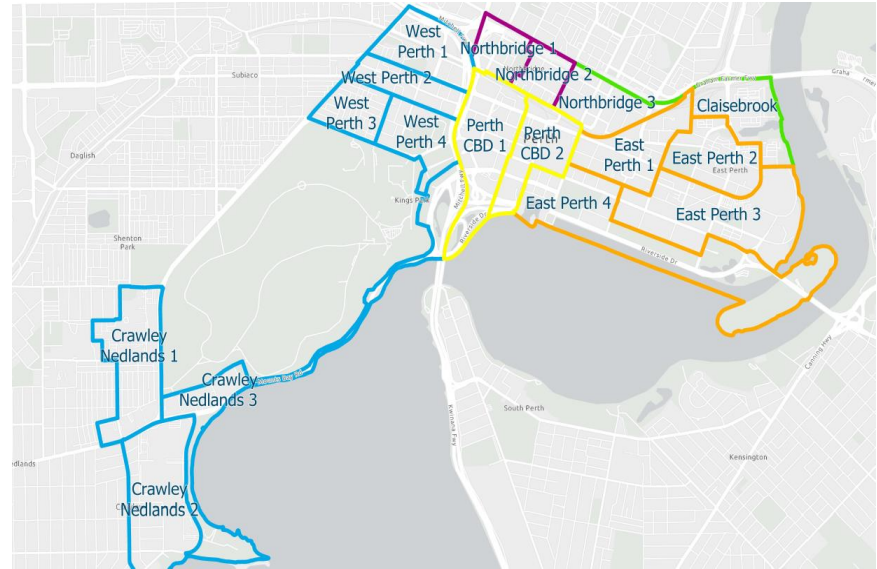
# Methodology

The City of Perth's Information, Communication Technology (ICT) Services team alongside the Community Development Team, formulated a survey on ArcGIS Survey123, a software program from ESRI.



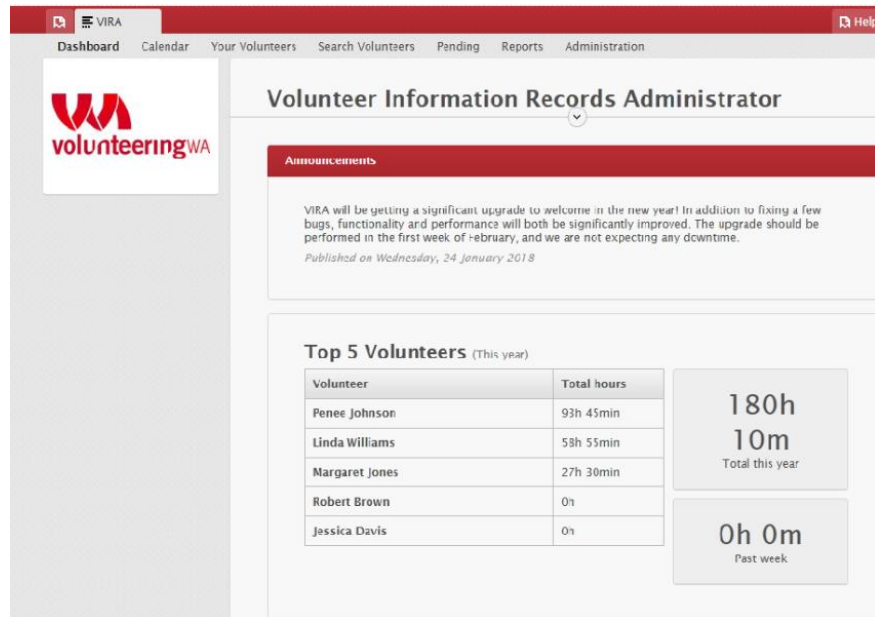
# Planning

- To facilitate an outdoor count the City of Perth's boundaries were divided into seventeen zones.
- These zones were determined by information provided by our Operations and Community Safety Alliances.
- Each zone factored in walkability and safety considerations and as such, seven zones were delegated to be counted in vehicles.



# Volunteer Recruitment

- For safety reasons minimum of 3 people in a group.
- 17 zones x 3 people = 51 people needed at a minimum.
- Combination of internal and external volunteers.



**VIRA**

Dashboard Calendar Your Volunteers Search Volunteers Pending Reports Administration

**Volunteer Information Records Administrator**

**Announcements**

VIRA will be getting a significant upgrade to welcome in the new year! In addition to fixing a few bugs, functionality and performance will both be significantly improved. The upgrade should be performed in the first week of February, and we are not expecting any downtime.  
*Published on Wednesday, 24 January 2018*

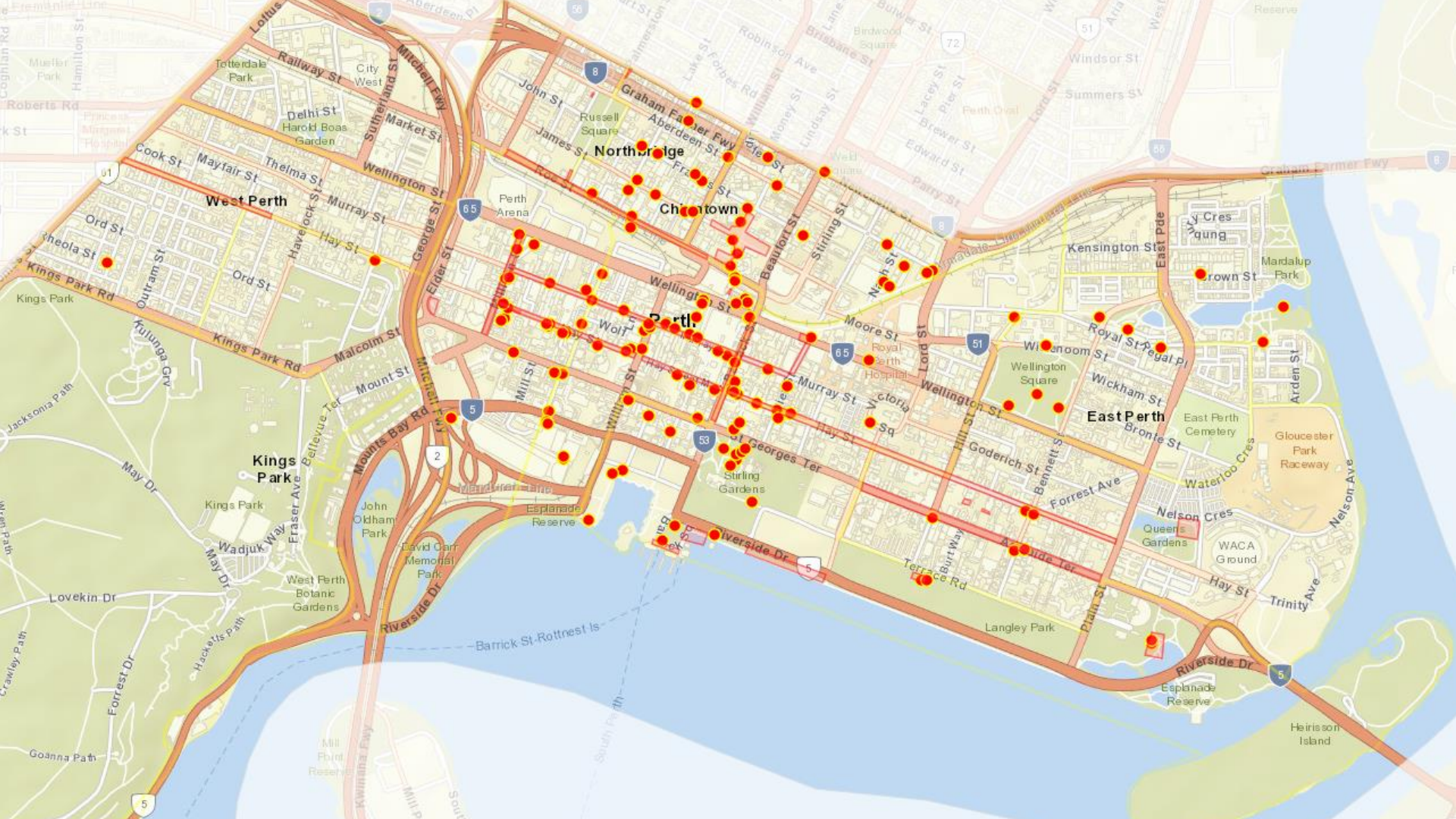
**Top 5 Volunteers** (This year)

Volunteer	Total hours
Penae Johnson	93h 45min
Linda Williams	58h 55min
Margaret Jones	27h 30min
Robert Brown	0h
Jessica Davis	0h

**180h 10m**  
Total this year

**0h 0m**  
Past week





# Additional local government participation

- The City of Perth invited other local governments to participate in a count on the same date to secure wider data across Local Governments with homeless communities.
- Proximity to train lines was also considered with the invitations to these local governments.

Participating Council	Count
City of Vincent	35
City of Subiaco	13
City of Fremantle	29
City of Bayswater	13
City of Rockingham	44
City of Mandurah	73
TOTAL	207



# Key Learnings & Next Steps

- **Data and information from this count was provided to the Taskforce on Homelessness in response to COVID-19.**
- **Accreditation Site at Moore St**
- **Safe Spaces**
- **Assertive Outreach**

# By Name List / Project Zero

- The daily observations, the Rough Sleeper Count and the 'By Name List' provide really clear data and demonstration of service need.
- Used in the Project Zero, the 'By Name List' records up-to-date information about the number of people experiencing homelessness in the community and tracks their movement in and out of homelessness.
- The approach aims to achieve '*functional zero*' for rough sleeping in a city or town area using a combination of quality real-time data and service coordination.
- Through up-to-date data, bottlenecks in the system can be identified, and shared collaboration can be used to address these.

# Invitation to Local Government

- **The City of Perth would like to extend the invitation to any local governments who wishes participate in the next count 27 October 2020.**
- **Raise awareness to homelessness across the state**
- **Increased advocacy to State Government**



**Thank you!**



City of **Perth**